

# QUANTOFIX® Nitrite 3000

en

## Pack content:

1 aluminum container with 100 test strips

## Measuring range:

0.1–3 g/L  $\text{NO}_2^-$

## Color gradation:

0 · 0.1 · 0.3 · 0.6 · 1 · 2 · 3 g/L  $\text{NO}_2^-$

## General indications:

Remove only as many test strips as are required. Close the container immediately after removing a strip. Do not touch the test field.

## Instructions for use:

1. Dip the test strip into the test solution (pH 2–12) for 1 s.
2. Shake off excess liquid.
3. Wait 60 s.
4. Compare with the color scale. If nitrite ions are present, the test field turns orange to red.

## Interferences:

Strongly acidic solutions must be buffered with diluted soda lye, and strongly alkaline solutions with diluted sulfuric acid to a pH of 4–6.

The following ions interfere with the reading only in higher concentrations:

> 1000 mg/L  $\text{Ag}^+$ ,  $\text{Al}^{3+}$ ,  $\text{Ba}^{2+}$ ,  $\text{Be}^{2+}$ ,  $\text{Ca}^{2+}$ ,  $\text{Cd}^{2+}$ ,  $\text{Co}^{2+}$ ,  $\text{Cr}^{3+}$ ,  $\text{Cu}^{2+}$ ,  $\text{Hg}^{+2}$ ,  $\text{K}^+$ ,  $\text{Mg}^{2+}$ ,  $\text{Mn}^{2+}$ ,  $\text{NH}_4^+$ ,  $\text{Na}^+$ ,  $\text{Ni}^{2+}$ ,  $\text{Pb}^{2+}$ ,  $\text{Sr}^{2+}$ ,  $\text{Ti}^+$ ,  $\text{Zn}^{2+}$ , acetate, citrate, oxalate, tartrate, EDTA,  $\text{Br}^-$ ,  $\text{CO}_3^{2-}$ ,  $\text{Cl}^-$ ,  $\text{ClO}_3^-$ ,  $\text{ClO}_4^-$ ,  $\text{NO}_3^-$ ,  $\text{PO}_4^{3-}$ ,  $\text{SO}_3^{2-}$ ,  $\text{SO}_4^{2-}$ ,  $\text{S}_2\text{O}_5^{2-}$ ,  $\text{SeO}_3^{2-}$ ,

> 500 mg/L  $\text{Bi}^{3+}$ ,  $\text{Fe}^{2+/3+}$ ,  $\text{CN}^-$ ,  $\text{CrO}_4^{2-}$ ,  $\text{F}^-$ ,  $\text{MnO}_4^-$ ,  $\text{S}_2\text{O}_3^{2-}$ , > 100 mg/L  $\text{As}^{3+}$ ,  $\text{Li}^+$ ,  $\text{Sn}^{2+}$ , ascorbate,  $\text{S}_2^-$ ,  $\text{SCN}^-$ ,  $\text{S}_2\text{O}_4^{2-}$ .

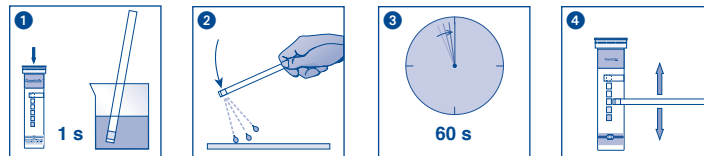
## Disposal:










Used test strips can be placed in the normal household waste

## Storage:

Avoid exposing the strips to sunlight and moisture. Keep container cool and dry (storage temperature not above +30 °C).

If correctly stored, the test strips may be used until the use-by-date printed on the packaging.



	Haltbarkeitsdatum / Use by / A utiliser jusqu'à / Fecha de vencimiento / Houdbaarheidsdatum / Data di scadenza / Data ważności		Chargenbezeichnung / Lot number / Numéro de lot / Número de lote / Lotnummer / No del lotto / Oznaczenie szarży
	Artikelnummer / Catalog number / Référence / Art. nro. / Referentienummer / Codice articolo / Numer artykułu		Packungsinhalt / Package content / Contenu de la boîte / Contenido del envase / Verpakkingsinhoud / Contenuto della confezione / Zawartość opakowania
	Packung geschlossen halten / Keep container closed / Refermer la boîte / Mantenga el envase cerrado / Verpakking gesloten houden / Conservare la confezione chiusa / Przechowywać pojemnik szczelnie zamknięty		Vor Feuchtigkeit schützen / Protect from humidity / Protéger de l'humidité / Protección de la humedad / Beschermen tegen vocht / Proteggere dall'umidità / Chronić przed wilgocią
	Lagertemperatur / Storage temperature / Température de stockage / Temperatura de almacenaje / Bewaartemperatuur / Temperatura di magazzino / Temperatura przechowywania		Packungsbeilage lesen / Please read instructions / Lire les instructions, svp / Obsérvense las instrucciones de uso / Lees de bijsluiter / Leggere il foglio informativo / Należy przeczytać ulotkę informacyjną
	Sicherheitshinweise in der Packungsbeilage beachten / Observe the safety precautions in instructions / Respecter les précautions de sécurité des instructions / Obsérvense las indicaciones de seguridad / Neem de veiligheidsrichtlijnen in de bijsluiter in acht / Seguire le avvertenze di sicurezza / Należy przestrzegać uwag zawartych w ulotce informacyjnej		